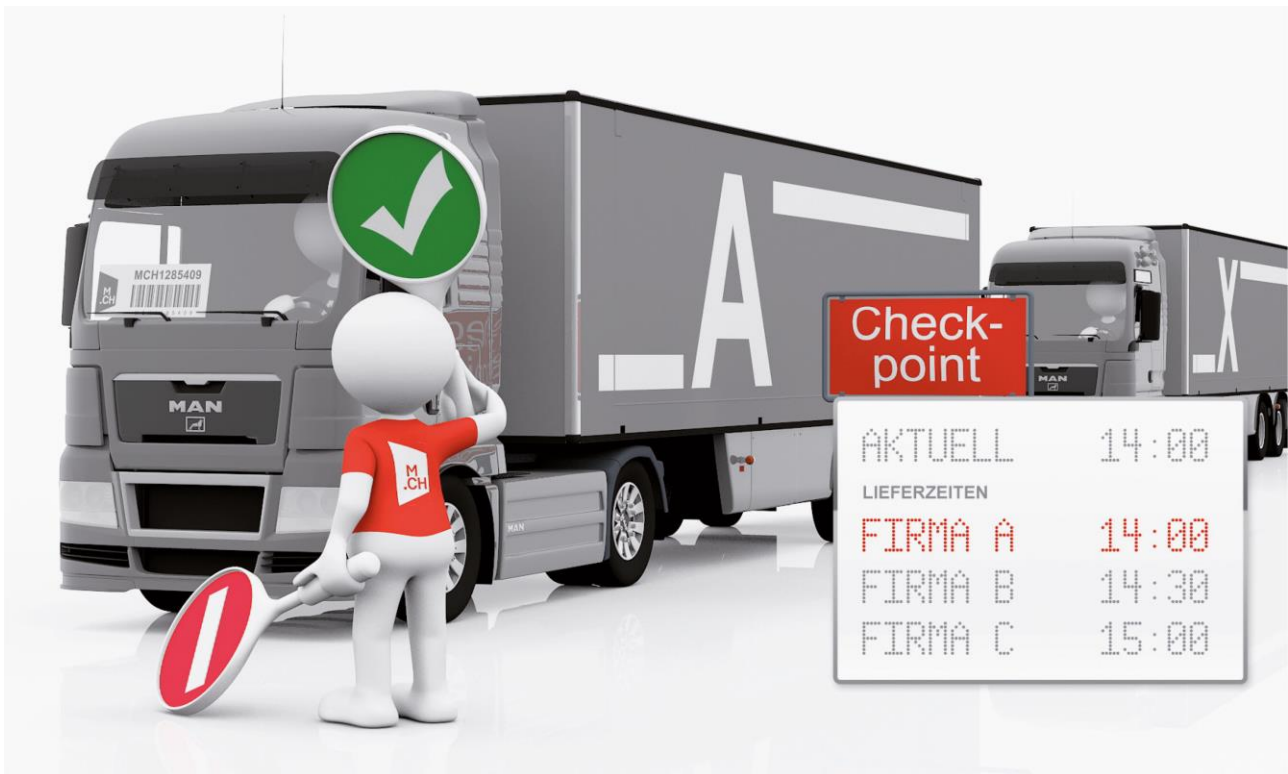


MCH Logistics Process



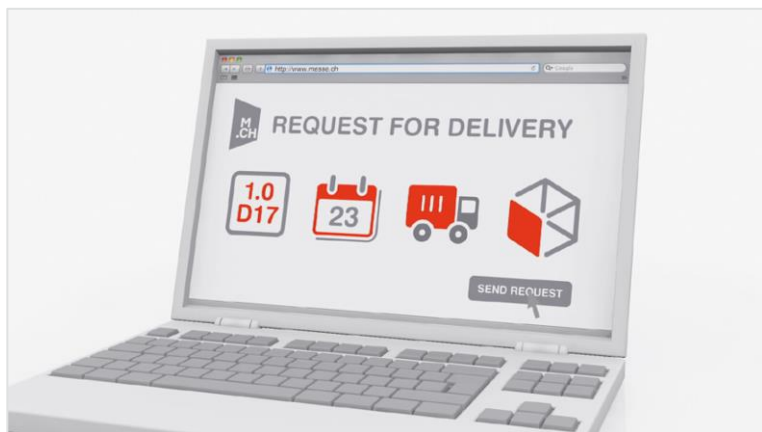
Advantages

- More rapid delivery and unloading, or loading and removal
- Optimised flow of traffic and goods
- Simplified planning beforehand
- More reliable planning
- Professional resources on site
- Faster billing

Logistics Helpline

helpline@messe.ch
T +41 58 206 34 11

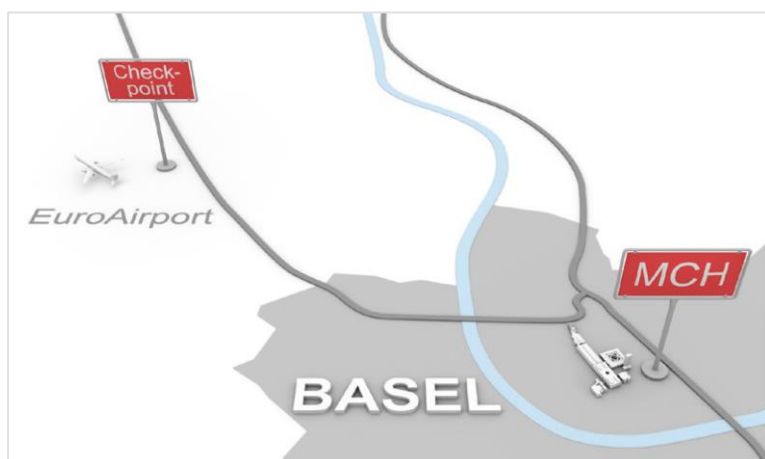
Step 1: Registration



Deliveries to be notified via the internet: www.smartlog.messe.ch No delivery pass = no access later



The confirmation of transport with the notification is printable directly after the booking



Arrival at the checkpoint on the authorised day only

Step 2: Checkpoint



At the checkpoint: entry form delivery zone checked (arrival day & time slot)




Details checked and free transshipment space allocated in the delivery zone



Departure for the MCH exhibition site

Step 3: Delivery Zone



Arrival in the delivery zone on the MCH exhibition site



Unloading conducted solely by MCH employees (max. transshipment time depends on vehicle size)



Delivery ended: transport of the goods directly to the stand by MCH employees