





MCH Logistics Process

INNOVATIVE AND STATE-OF-THE-ART

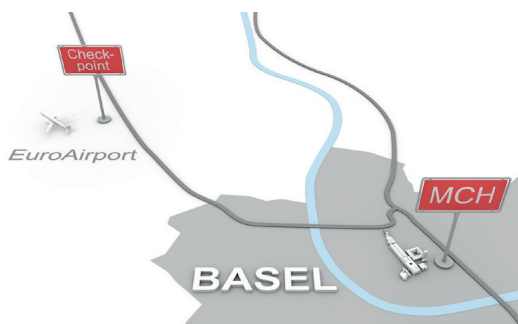
Step 1: Registration



Deliveries to be notified via the internet: smartlog.messe.ch
No delivery pass = no access later



The confirmation of transport with the notification is printable directly after the booking



Arrival at the checkpoint on the authorised day only

Step 2: Checkpoint



At the checkpoint:
entry form delivery zone checked (arrival day & time slot)




Details checked and free transshipment space allocated in
the delivery zone



Departure for the MCH exhibition site

Step 3: Delivery Zone



Arrival in the delivery zone on the MCH exhibition site



Unloading conducted solely by MCH employees
(max. transshipment time depends on vehicle size)



Delivery ended: transport of the goods directly to the stand by MCH employees

Advantages

- > More rapid delivery and unloading, or loading and removal
- > Optimised flow of traffic and goods
- > Simplified planning beforehand
- > More reliable planning
- > Professional resources on site
- > Faster billing



Logistics Helpline

helpline@messe.ch

T +41 58 206 34 11

MCH Swiss Exhibition (Basel) Ltd.
Logistics
4005 Basel | Switzerland

T +41 58 206 34 11
F +41 58 206 21 94
info@messe.ch
www.mch-group.com

