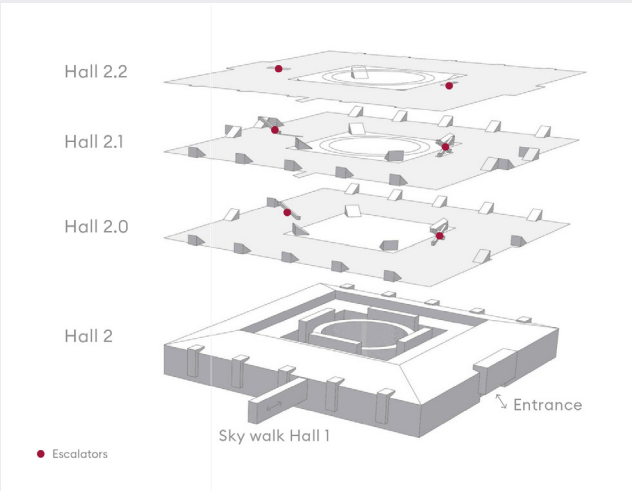






# Circular courtyard (Halle 2)



				
	Gross exhibition area	Durchmesser Innenhof	Height	Floor load
Courtyard ground floor	2'400 m <sup>2</sup>	53.6 m	4 m	1'400 kg/m <sup>2</sup>
Gallery 1st floor	760 m <sup>2</sup>	53.6 m	4 m	500 kg/m <sup>2</sup>
Gallery 2nd floor	740 m <sup>2</sup>	53.6 m	4-8 m	500 kg/m <sup>2</sup>

## Information

- Large clock on the glass façade above the entrance
- Landmark of Messe Basel
- Listed heritage building
- Open, architecturally significant circular courtyard
- Courtyard connects all levels
- Access via skywalk from Hall 1
- Galleries on multiple levels
- Suitable for indoor and outdoor activities

Built	1954
Architect	Prof. Dr. h.c. Hans Hofmann, Zürich
Storeys	3
Overall area	44'500 m <sup>2</sup>
Media points	1 media points per 81 m <sup>2</sup>
Capacity escalators	16'000 per hour
Communications technology	Glas-fibre network, internet, telephone system, P-WLAN
Toilets	
Ladie's toilet	48
Men's toilet	36
Urinals	72
Disabled toilets	6
Lifts	
Goods and person lifts	11
Dimensions	4.0-4.75 x 1.9-2.65 x 2.19-3.16 m
Permitted load	2'000 – 5'000 kg
Gate size	3.66 m wide, 4.49 m high

More information online